



Visual Arts Centre



School of Art • McClure Gallery

www.visualartscentre.ca

514-488-9558 info@visualartscentre.ca

Spring • Summer
2022

Visual Arts Centre

Welcome to the Visual Arts Centre, a thriving cultural community of artists, teachers, and students. We've been part of Montreal's artistic fabric for over 75 years! Our School of Art is Canada's largest bilingual independent art school. Our McClure Gallery offers exciting exhibitions, and educational programming. Our outreach program—ARTreach—reaches out into the community to creatively engage with the broader public.

Our Mandate:

To offer excellence and accessibility in the education and presentation of the visual arts. To provide a welcoming, inclusive, and stimulating environment that encourages the development of skill, creativity, and critical thinking in each student. To address the needs of the community through arts programming. To promote and advocate for the role and benefits of the visual arts in broader society. To employ art education as a means to support, enhance, and promote social justice efforts.

Our Administrative Team:

The administrative team at the Visual Arts Centre is composed of specialized members who are highly passionate about our cultural community. They work hard to offer a welcoming environment and ensure that your studio experiences are inspiring.

Amber Berson, Executive Director

Amber Berson is the Executive Director of the Visual Arts Centre, overseeing the School of Art, the McClure Gallery, and ARTreach. She is a writer, curator, researcher, and SSHRC-funded PhD. candidate in Art History conducting doctoral research at Queen's University on artist-run culture and feminist, utopian thinking.


A Note from the Director:

For over seventy five years, The Visual Arts Centre has been supporting artistic practices across and beyond the island of Montreal. Starting with the VAC's beginnings as a women's pottery guild, the VAC has been a welcoming and exciting place for making art, thinking creatively, and for community building. It is because of its vibrant artistic community of teachers and students that The Visual Arts Centre has continued to be such a thriving community space and will continue to be for many more decades to come.

The ongoing COVID-19 pandemic has taught us how resilient our community is, as many courses and aspects of gallery programming shifted online in the past two years for increased safety. Happily, we found this only increased access to our programming and courses.

While we are thrilled to be once again offering the majority of our programming on-site, we will continue to offer plenty of online programming. As we move into a new season, we will continue to look for ways to make our offering of courses diverse and reflective of artistic practices and trends.

Finally, the VAC would not be what it is without you, the community. Thank you for being here, for participating in our programs and supporting our work. We appreciate each and every one of you. If you have ideas, questions or concerns, please feel free to reach out. We are always happy to hear from you.



Amber Berson
Executive Director

(November, 2021 - Present)



Administrative Staff:

Amber Berson, Executive Director
Joanne Chase, Assistant Director
Cathy Ransom, Accounting
Claudia Gagnon, Registrar
Margarita Leal, Communications Coordinator
Thi-My Truong, Gallery Coordinator, Project Manager ARTreach
Barbara Wisnoski, Part-time Gallery Coordinator
Jane Kasowicz, Gallery Technician
Cynthia Hawkes, Director, Jewellery Department
Marie-Renée Vial, Director, Fine Arts, Youth & Teens Departments, Project Manager ARTreach
Élise Provencher, Director, Ceramics Department
Shenice Lafortune, Head Ceramic Technician
Noémie Sylvestre, Assistant Ceramic Technician
George Saldivar, Custodian
Miriam Genest, Assistant Custodian

Board of Directors:

Theresa Passarello, President
Grace Sebeh Byrne, Vice President
Olga Vila, Treasurer
Daphney Bissonnette, Secretary
Ingrid Anton
Emily Cameron
Sasha Endoh
Samantha Hayes
Alexandra MacDougall
Christina Vroom
Rebecca West
Alysia Yip-Hoi Martin

Ambassador's Circle:

Troy McClure
Victoria LeBlanc
Nikola Reford
Bonnie Shemie
Tom Thompson

Contributions by foundations, businesses, and governments:

Anonymous Foundation
Avenue des Arts
Bell Canada
Business / Arts
Canada Council for the Arts
Canada Steamship Lines
Christina Miller Enterprises Inc.
City of Westmount
Coffey, Betty
Conseil des arts de Montréal
Conseil des arts et des lettres du Québec
Couture, Maryse
Des Groseillers, Charles & Daphney
DeSerres
Ferreira, Laurent & Silver, Leslie via JCF
Garbarino Construction
GPC Art Inc.
Graham, Robert
Harrison Family Fund at the FGM
Kane, Jo-Ann
Kelly Patrick & Sophie Palmer Foundation
le Frame Shoppe
Letko, Brosseau & Associates
McClure Family Fund
Meade, JoAnn (in memory of Judith Farnsworth)
Metro Richelieu Inc.
Raymond James Canada Foundation & Eric Moisan
Service Canada - Government of Canada
Winn, Christopher
Zeller Family Foundation

Active members:

We gratefully recognize to all our private donors and active community members.

Cover Image:
Teachers' Artwork Collage
© Visual Arts Centre, 2022



Photo: Matt Ayotte

Table of Contents

Support Your Centre.....	6
New Safety Measures.....	7
McClure Gallery.....	8
ARTreach.....	10
School of Art.....	12
Faculty.....	13
Registration.....	14
<u>Spring Fine & Applied Arts.....</u>	<u>16</u>
Spring Fine & Applied Arts Online Courses.....	21
Spring Jewellery.....	24
Spring Ceramics.....	25
Spring Youth.....	27
Spring Teens.....	28
Spring Week at a Glance In-Person.....	29
Spring Week at a Glance Online.....	30
<u>Summer Fine & Applied Arts.....</u>	<u>31</u>
Summer Fine & Applied Arts Online Courses.....	32
Summer Jewellery.....	32
Summer Ceramics.....	33
Summer Programming for Youth & Teens.....	34
Summer Adults Week at a Glance.....	38
Summer Youth & Teens Week at a Glance.....	39

Office Hours:

Monday to Friday, from 9 am to 4 pm
Please call us 514-488-9558 or contact us by email to info@visualartscentre.ca

Gallery Hours:

Tuesday to Friday: 12 - 6 pm
Saturday: 12 - 5 pm
Visitors are encouraged to make an appointment before visiting the gallery. Email your request to galeriemcclure@visualartscentre.ca

Transport:



Commuter Train



Vendôme Metro



24, 63, 104, 138



Support Your Centre

A non-profit charitable arts organization



Photo: VAC

What keeps Canada's largest bilingual, independent art school going strong in our community? Your support!

Founded in 1946, the Visual Arts Centre began as the Potters' Club, a women-run, ceramic-focused art collective. Over 75 years later, the Visual Arts Centre is now the largest bilingual independent art school in Canada, with a renowned contemporary art gallery (the McClure Gallery) and a dynamic outreach education program for youth and adults in difficult social or economic situations.

With only 5% of our budget coming from government sources, fundraising is very important for the Visual Arts Centre. As a non-profit charity, the Visual Arts Centre relies on the generous support of foundations as well as corporate and individual donors. This is especially important during the pandemic. Help us continue to be able to nurture artistic practices and creative communities for the next 75 years! Your gift to the Visual Arts Centre will make a real difference in so many ways. It allows us to:

- Offer a vibrant curriculum of more than 300 courses and innovative new workshops in a wide range of art disciplines;
- Attract a dynamic team of talented and inspiring teachers. We employ over 75 Montreal artists part-time;
- Sustain one of Montreal's most respected venues for contemporary art—our McClure Gallery—with free exhibitions and rich educational programming;
- Organize free community outreach projects with youth, teens at risk, seniors, and those with special needs;
- Responsibly maintain and upgrade our historic building in the heart of Victoria Village.

Please consider supporting the Centre by donating on line at: www.visualartscentre.ca/visual-arts-centre/support-us/ You can also call the Centre at: **514-488-9558**. A tax receipt is issued upon receipt of your donation. **Charitable Registration Number: 106896244RR0001**

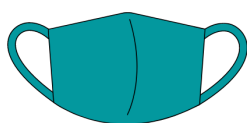
New Safety Measures

To continue to keep our community safe while in the VAC's building this Spring, there will be a series of distancing and hygiene measures in place. Below is a selection of these. A more complete list will be provided the week courses begin. Please remember that we adapt our measures according to the changing government guidelines.

- Masks must be worn over the mouth and nose at all times in the building.
- Everyone must maintain at least 1m distance between people.
- Visitors and students cannot enter the administrative office. All course registrations and questions must occur online or over the phone.
- There are flow directives throughout the building, which must be adhered to.
 - * Students and visitors will enter through our Victoria Ave. door and will exit through the Somerville door, with the exception of students taking courses in Studio F (which has its own door).
 - * A staff member will let students into the building 15 minutes before the start of class and there are timed and staggered break times for each class.
 - * Students and visitors will wait outside the Victoria Ave. door, maintaining at least 1m between people.
- The gallery coordinator will let visitors in, respecting the maximum number of visitors allowed in at a time. We encourage people to reserve a timeslot beforehand (galeriemcclure@visualartscentre.ca)
- No one is allowed in the building if they:
 - * Have symptoms related to COVID-19
 - * Have been asked to isolate themselves by public health authorities (e.g. waiting for a COVID test, having been in close contact with someone they suspect has COVID-19, etc.)
 - * If they tested positive for COVID-19 and have not yet been diagnosed as recovered by public health authorities
 - * If anyone tests positive for COVID-19 and believes that they were infectious while in our building, they must inform administration (info@visualartscentre.ca).
- Everyone must disinfect their hands upon entering and exiting the building and when entering and exiting the gallery and studios. Furthermore, we encourage frequent handwashing with soap and water – there are sinks in every studio and in the gallery.
- Each washroom has hygiene etiquette posters, which must be followed.
- Students will be asked to clean their stations and shared tools they have used.

Together, we will be able to make and experience art in a safe way at the Visual Arts Centre.

We thank you for your cooperation.





McClure Gallery

Photo: VAC

The Centre's McClure Gallery is an exhibition venue for professional artists, both established, and emerging. The gallery serves a strong educational function, encouraging public engagement with contemporary art. We feature monthly exhibitions and seminars and lectures on themes and issues relevant to the visual arts community, as well as, occasionally, exhibition catalogues. Through the McClure Gallery ARTreach programme, we offer free programming to diverse publics. The Centre gratefully acknowledges the support of the Conseil des arts de Montréal (CAM) the Conseil des arts et des lettres du Québec and the support of the Canada Council for the Arts.

Director: Amber Berson

Gallery Coordinator: Thi-My Truong

Part-time Gallery Coordinator: Barbara Wisnoski

Exhibitions Technician: Jane Kasowicz

Gallery Selection Committee members

2021-2022:

Theresa Passarello (Chair), Renée Duval, Victoria LeBlanc, Helena Martin Franco, Anna Jane McIntyre, Erik Nieminen, Grace Sebeh Byrne, Natasha S. Reid.

Call for Exhibition Submissions:

The deadline for portfolio submissions is October 15, 2022. Contemporary artists of all media are invited to submit their dossiers. For more information, please visit our website, call 514-488-9558 ext. 226, or email us at:

galeriemcclure@visualartscentre.ca

Gallery Hours:

Tuesday to Friday: 12 - 6 pm

Saturday: 12 - 5 pm

Visitors are encouraged to make an appointment before their visit. Call 514-488-9558, or email us at:

galeriemcclure@visualartscentre.ca

Exhibitions and public programming 2021 - 2022

VAC Teachers Exhibition

Exhibition: March 4 to 26

Art Hive: Saturday March 26, from 10:30 am to 1 pm

For the first time in almost twenty years, the Visual Arts Centre will present an exhibition dedicated to work produced by teachers from its School of Art. The Centre is proud and delighted to highlight their art and to showcase the strength, variety and vitality of the school.

Annual Student Exhibition

Exhibition: April 1 to 23

Vernissage*: Thursday March 31, at 6 pm

Art Hive: Saturday April 23, from 1 pm to 3:30 pm

Students registered for the winter session at the Centre are invited to exhibit their work in an annual exhibition featuring pieces produced in a variety of techniques. This exhibition gives our students the experience of seeing their work in the context of a professional gallery and provides an opportunity for the public to see the great diversity of creative activity that takes place at the Centre.

Asinnajaq, curator - *With the Seasons*

Exhibition: May 6 to 28

Virtual Curator-Guided Tour*: Thurs. May 5, at 5 pm

Vernissage*: Thursday May 5, at 6 pm

Storytelling Art Hive with Asinnajaq: Saturday May 28, from 10:30 am to 1 pm

In *With the Seasons*, a new generation of artists from Nunavik takes the stage alongside artwork by a handful of trailblazers. For this exhibition, between artist-curator Asinnajaq turns to the relationship of Inuk and weather, inviting artists to reflect on a moment in the land to explore its own unique power and influence. Their work will be presented along with historical artworks from the Avataq Collection of Inuit Art. This exhibition will be accompanied by a trilingual print and digital catalogue.

Madeleine Mayo • *Rules of Mantis*

Exhibition: June 3 to 23

Virtual Artist-Guided Tour*: Thursday June 2, at 5 pm

Vernissage*: Thursday June 2, at 6 pm

Art Hive with Madeleine Mayo: Saturday June 18, from 10:30 am to 1 pm

Madeleine Mayo's paintings connect everyday experience with mythical imagination, strangeness and beauty. Her use of colour and abstraction evoke reciprocal states such as childhood and maturity, fantasy and reality, levity and sincerity. Guided by a combination of experience, chance and compulsion, her paintings playfully explore histories of iconography and the power of abstraction to provide meaningful ways to connect the contradictions between internal and external worlds.

*We will resume in-person gallery tours and vernissages, with timed participation, if public health protocols permit. Please visit the relevant exhibition webpage on our website for more information and email or call the gallery to reserve your spot:

galeriemcclure@visualartscentre.ca


514-488-9558 ext. 226.

Art Hives

One per month in-person, with an online component on [Gallery McClure's Facebook Page](#). Come set your imagination free and experience the pleasure of artistic expression! These sessions, filled with relaxation and inspiration, encourage you to experiment and share your creativity. With each art hive, we will be inspired by the monthly exhibition in the McClure Gallery. Create with us in this community-oriented, fun, and artistic environment.



Lucassie Kiatainaq, *Glowing tent under the star*, photography, 10" x 15", 2020.



Madeleine Mayo, *Untitled*, acrylic on panel, 24" x 18", 2020.



ARTreach

Photo: VAC

Director: Amber Berson

School of Art ARTreach Project Manager: Marie-Renée Vial, Director, Fine Arts, Youth & Teens Departments

McClure Gallery ARTreach Project Manager: Thi-My Truong, Gallery Coordinator

ARTreach is the Visual Arts Centre's free community outreach programme. Through a variety of projects, we reach out to and creatively engage with different populations in the broader community. Our goal is to reach those who might not otherwise have the opportunity to participate in visual arts education. We have been actively involved in community outreach projects for over twenty years. We work collaboratively with other educational institutions, community organizations, independent artists, and social workers, lending our expertise to projects that embrace art as a means of community and individual well-being and social change.

During the pandemic, we are finding creative ways to continue our Intergenerational project in Pointe-Saint-Charles. We will be furthering our partnership with seniors from Centre des aînés de Pointe-Saint-Charles and youth from École Charles Lemoyne. Thanks to funding from an anonymous foundation, we were able to continue our Intergenerational Art Project with the Centre des aînés de Pointe-Saint-Charles and the École de Charles Lemoyne. Artist and Art Educator Zoe Compton guided these groups in exploring their local community, using textile map making. This year's programme encouraged the participants to draw on the knowledge and skills they have gained in the previous two iterations of the project.

Until further notice, the McClure Gallery Art Hives will be online. An Art Hive is a welcoming arts-based community space that encourages self-directed and group creative learning. Participants are encouraged to experiment and exchange their knowledge and skills. With the online version of our art hive, community members will engage with mini themes that are linked to the exhibition in the gallery at the time. Zoom and social media are used to encourage an ongoing, dynamic, and collaborative dialogue between community members.

FUNDING ARTREACH—YOU CAN HELP!

ARTreach projects are dependent on funding. As a non-profit registered charity, we seek funding each year from foundations, corporations, government agencies, as well as individual donors for specific ARTreach projects. In addition, we contribute ten percent of the Centre's fundraising revenues to ARTreach programs.

A GRATEFUL THANK YOU

We are deeply grateful to the many generous donors who have supported ARTreach. We extend a heartfelt thank you to an anonymous foundation for generously supporting the Intergenerational Art project, to Yellow Pad Sessions' sponsorship of the McClure Gallery Art Hive, and to the Canada Council for the Arts and the Conseil des arts de Montréal for their support of our digital initiatives during the pandemic, including our art hive.

School of Art



Our School of Art

Our School of Art is the largest bilingual, independent art school in Canada and has been involved in the teaching of art for over 75 years. We register almost 4000 students a year, of all ages and walks of life. Our students range from the absolute beginner to students wishing to develop a portfolio or professional artists returning to hone new skills. Classes are bilingual.

Our Philosophy and Curriculum

Our philosophy of teaching balances the development of technical skill with the encouragement of personal creativity. Admission to introductory courses is based on the interests of the student; no formal education is required. Small classes of 15 students or less allow for much individual attention. Our curriculum of approximately 325 courses annually includes most major disciplines in the visual arts, from introductory to advanced levels. Workshops by visiting artists and our own faculty enhance the programme throughout the year. As well, our McClure Gallery shares the school's educational mandate, offering regular lectures, artist-guided tours, and conferences on ideas and issues of interest to the arts community.

Our Community

As a cultural space, the Centre is renowned for its vibrant sense of community and engagement amongst students, artists, teachers, and staff. We offer you a warm, encouraging, and welcoming environment in which to develop and explore your personal creativity and pursue your artistic passions.

Portfolio Development and Mentorship

This program is designed to help you get the most out of your art practice at home. One of our teachers/artists will help you one-one-one, improve your skills, give you feedback on your current work or support you in the early stages of a new creative project. A one-hour session will be conducted via email, Zoom or another online platform, with content tailored to your interests and needs.

Open Studios at the VAC

Due to the COVID-19 pandemic, the Visual Arts Centre has implemented new measures in order to keep students, teachers and staff as safe as possible in our building. For this reason, we are not able to offer the same open studio time to registered students. Please refer to each Department section for more information about open studios in your medium. Thank you in advance for your understanding.

VAC Art Fundamentals Certificate

If you are seeking a broad-based academic training in the fundamentals of art, we propose the following core disciplines plus electives. Following the completion of 10 of the courses listed below, students receive a VAC Art Fundamentals Certificate. Includes individual guidance and meetings with the Registrar. If you plan to work towards obtaining a certificate, **please contact the Registrar at 514-488-9558 to sign up!**

Registration fee: \$100 + course fees

Required Courses			
Category	Level	Number of courses required	Course Examples
Drawing	Introductory	2	Elementary Steps in Drawing, Drawing I
	Intermediate	1	Drawing II, Landscape Drawing, Drawing in Colour
Life Drawing	Introductory	1	Learn to Draw the Figure
Painting	Introductory	2	Introduction to Oil Painting, Introduction to Acrylic Painting, Watercolour I
	Intermediate	2	Watercolour II, Landscape Painting Essentials, Painting Studio
Elective	Introductory	2	Pottery on the Wheel, Jewellery Fundamentals, Introduction to Printmaking

Faculty



Photo: Matt Ayotte

The Visual Arts Centre has earned a stellar reputation for excellence in the quality of its teaching. Our faculty is chosen for the strength of their work as artists and for their training and experience in art education; they bring a wealth of creativity and expertise to the studio classroom.

Yuna Amand
Mérida Anderson
Vicky Ayotte
Claudia Baltazar
Caroline Boileau
Mylène Boisvert
Jessica Brouder
Jhenale Beauvoir
Philip Dutton
Marianne Chénard
Colleen Dwyer Meloche
Zoe Compton
Annelise Gadoury
Dominique Gagnon
Elisabeth Galante
Gianni Giuliano Giuliano
Éléonor Goldberg
Tracy Grosvenor
Cynthia Hawkes
Mary Hayes
Leona Heilig
Corrina Kennedy
Shenice Lafortune
Eva Lapka
Victoria LeBlanc

Marina Lespérance-Lopez
Francis Macchiagodena
Branka Marinkovic
Helena Martin Franco
Melanie Matthews
Madeleine Mayo
Konstantinos Meramveliotakis
Michael Merrill
Lorna Mulligan
Sarah-Jeanne Riberdy
John-Elio Reitman
Malika Rousseau
Sara Sadawi
Naghmeh Sharifi
Danielle Shatz
Nathalie St-Pierre
Kyung Sun Lim
Noémie Sylvestre
Hazel Thexton
Lorane Thibodeau
Pat Walsh
Jennifer Wicks
Jamie Wilson Goodyear
Robert Wiseman
Mei Zhi

Learn more about our teachers on our website!

Visit [TEACHERS VAC](#) to read their bios and see their artwork.

Registration

The Centre will be offering both in person and online courses this winter. Please read the following procedures carefully. If you have any questions about registration, email info@visualartscentre.ca. Register by telephone (Visa or MasterCard) or online at [Visual Arts Centre](https://visualartscentre.ca)

Annual Registration Fee:

All students are required to pay an annual registration fee of \$25; families are required to pay \$35. Not applicable to workshops or summer camp. This fee is valid for one year from the session in which it was paid. Registration fees are non-refundable.

Tuition Fees:

The tuition fees must be paid in full before the course/workshop commences. Taxes are applicable except for children 14 and under.

Deadline for Registration:

Students are encouraged to register early; deadline is 5 days prior to the start of the course.

Registration after deadline: Later registration could result in a class cancellation due to low enrollment or the class may already be at maximum capacity.

Spring-Summer registration begins

March 14, 2022:

- No in-person registration
- Register online as of 9 am.
- Register over the phone as of 9 am.

Holidays

Monday, May 23: National Patriots' Day
Friday June 24: Quebec National Holiday
Friday, July 1: Canada Day

Cancellation and Refund Policy:

Student withdrawals or refund requests will not be processed by telephone; please advise the Centre in writing.

If the Visual Arts Centre cancels your course or workshop, you will receive a full refund.

If the student withdraws from a course:

- prior to the start of course, student will receive a full refund of course fees less \$20 administration charge;
- after the first class, student will receive a full refund of course fees less \$20 administration charge and the cost of one class;
- no refund will be made after the second class.

If the student cancels attendance in a workshop or intensive course 1-5 days in length.

- 48 hours prior to the start of the course or workshop, student will receive a full refund of the course or workshop fee less \$20 administrative charge;
- no refund will be made after this time.

Transfer Fees:

A \$10 transfer fee applies to any course transfers.

IMPORTANT

If the VAC is obligated to close due to a "force majeure" such as the COVID-19 pandemic, all courses will be moved to an online format. We will not issue refunds in such a situation.

Courses that will not be able to be moved online are: jewellery, pottery on the wheel, and glazing. If we are forced to close the building, students registered for these three types of courses will be refunded for the remaining classes.



Photo: Matt Ayotte

Online Learning Policies

Registration

We need a minimum number of students for a class to run (the minimum number of students varies for each class). If a class is cancelled due to low enrollment, registrants will receive a full refund or credit.

Students may register and pay by phone or on the website to complete enrollment in an online course. Registration forms are processed on a first-come, first-served basis.

Use the 'Register Online Now' button below the class description to access our secure online registration form. Unfortunately, we cannot hold a spot in the class without a registration form or payment.

Payments

All payments must be processed online or over the phone with VISA or MasterCard.

Fees

Fees are paid in full upon registration. Fees do not include any materials with certain exceptions. A material list is provided for each class and students are required to purchase their own materials. GST and QST will be added to all fees.

Cancellation and Refund Policy

Student withdrawals or refund requests will not be processed by telephone; please advise the Centre in writing.

If the student withdraws from a course prior to the start of the course, student will receive a full refund of the course fees less \$20 administration charge; after the first class, student will receive a full refund of the course fees less \$20 administration charge and the cost of one class. No refund will be made after the second class.

If the student cancels attendance in a workshop or intensive course 1-5 days in length 48 hours prior to the start of the course or workshop, student will receive a full refund of the course or workshop fee less \$20 administrative charge; no refund will be made after this time.

Privacy Policy

For information about the Visual Arts Centre's privacy policy, please visit: [VAC Privacy Policy](#)

Register online at [VAC School of Art](#)

What you need to follow our on-line courses:

- A computer (laptop or desktop, with an internal microphone and camera) OR a newer model iPad, Tablet, iPhone or Smart Phone.
- Hands-free capability, using a stand or tripod for iPads, Tablets, iPhones or Smart Phones.
- A stable Internet connection.
- A web browser that is compatible with Zoom OR you can choose to download the Zoom application (free version).
- Access to Google Classroom (free). Some email domains require permissions.
- Materials for the class that you registered for (see individual material lists provided for each class in Google Classroom).



The Zoom logo, consisting of the word "zoom" in a bold, blue, lowercase sans-serif font.



Spring • Fine & Applied Arts

Photo: Matt Ayotte

Programme Director: Marie-Renée Vial

The Spring and Summer 2022 program is overflowing with novelties, such as exploration of colour, expression of feelings, and the observation of fauna and flora. In addition, the Centre will be offering three new textile courses and two intensified workshops!. As always, small classes guided by professional working artists provide the ideal setting for students to pursue their chosen medium. Courses range from introductory to increasingly advanced levels. As well, the Centre welcomes students who wish to develop their portfolios for advanced studies. Workshops and intensives offer students the opportunity to explore new and innovative techniques in a collaborative atmosphere. Everyone should find something interesting to learn, or discover a new facet of creativity.

Drawing • In Person

Elementary Steps in Drawing

Thur. 2:00 - 5:00 pm

[Yuna Amand](#)

Starts April 28

For those who wish to gain confidence before taking Drawing I, this course provides a relaxed, step-by-step approach. Get to know your tools and materials and discover the practice of regular sketchbook drawing. Learn to see and record the beauty of your daily surroundings, using pencil, pen, charcoal, and chalk pastels. Instruction includes useful tips and techniques to help even the most timid beginner get started. No prerequisite.

\$255 + materials (8 weeks)

Drawing I

Tue. 1:00 - 4:00 pm

[Nathalie St-Pierre](#)

Starts April 26

Wed. 9:00 am - 12:00 pm

[Gianni Giuliano](#)

Starts April 27

This course develops a drawing base. Work in a relaxed atmosphere as you develop the basic skills of observational drawing and discover the magic and pleasure of drawing what you see. The fundamentals of light and shade, line, form, and composition will be introduced, using materials such as pencil, ink, charcoal, and Conté. Subjects include still life, live models, and nature studies. No prerequisite.

\$255 + materials (8 weeks)

Possibilities in Monochrome

Mon. 6:00 - 9:00 pm

[Nagmeh Sharifi](#)

Starts April 25

This drawing course will focus on the endless possibilities of working in monochrome, mastering values by using a limited palette, and exploring mediums such as charcoal, Conté and ink over several weeks. You will learn a variety of techniques for achieving as much depth, perspective, texture, volume, and light in one drawing as possible. Prerequisite: some drawing experience preferred.

\$255 + materials (8 weeks)

Drawing Fauna

Wed. 6:30 - 9:30 pm

[Corina Kennedy](#)

Starts April 27

This course will explore the world of animals through a variety of drawing techniques and materials. The course will be structured by themes such as sacred and symbolic animals, the beauty and energy of animals and more. Each theme will be presented within an art historical framework. Materials will include graphite, charcoal, Conté, colour pencils, brush and ink. The work will be based on a combination of photography, imagination as well as observation. No prerequisite.

\$255 + material (8 weeks)

NEW

A Contemporary and Hybrid Approach to Drawing

NEW

Thur. 6:00 - 9:00 pm
Starts April 28

[Yuna Amand](#)

Find inspiration by looking at how contemporary artists reflect on current drawing practices, and how open and borderline approaches to other mediums are often used. Each session will begin with a presentation on an artist or a group of artists working with a specific practice, then explorations related to the approaches presented will be worked on, commented on and shared with the group discussion and critiques. No experience necessary. (Some materials included.)

\$255 + \$20 materials (8 weeks)

Oil Pastel

Mon. 1:00 - 4:00 pm
Starts April 25

[Branka Marinkovic](#)

Oil pastel is a versatile medium that bridges drawing and painting, with no drying time and easy clean up. Learn a variety of techniques such as colour blocking, layering, scumbling and scraping to achieve rich painterly effects with vibrant colour. The course includes instructor demos with guided practice sessions, plus individual works. No experience necessary.

\$255 + materials (8 weeks)

Watercolour • In Person

Watercolour I

Tues. 7:00 - 10:00 pm
Starts April 26

[Annelise Gadoury](#)

Wed. 1:00 - 4:00 pm
Starts April 27

[Nathalie St-Pierre](#)

Get acquainted with your paints, paper, and brushes in this introduction to the art of watercolour. Instruction covers wash and glaze techniques, wet-on-wet, dry brush, and use of the white of the paper to establish luminosity. Learn the basics of colour mixing and composition while developing your expressive painting style. Weekly projects include still life, landscape, abstraction, and live models. For beginners.

\$255 + materials (8 weeks)

Watercolour II

Sat. 1:00 - 4:00 pm
Starts April 30

[Helena Martin Franco](#)

Continue to strengthen your watercolour skills and techniques in relation to transparency, wet-on-wet, dry brush, direct painting, line and wash, etc. Issues fundamental to all painting—colour dynamics, drawing, and composition—are addressed through directed exercises. Develop skill through a greater emphasis on expressive watercolour style. Prerequisite: two sessions of watercolour.

\$255 + materials (8 weeks)

Watercolour: Portraits

Thur. 6:30 - 9:30 pm
Starts April 28

[Mary Hayes](#)

We begin this course into portraiture with a feeling for the structure and proportion of the head as well as tone and colour. With this base, we will turn toward more interpretative approaches: wet-on-wet sketches, transparent layers, and washes. A special focus will be placed on colour choice to achieve luminous flesh tones and rich shadows. Live models and photographs. Prerequisite: one session of watercolour.

\$300 + materials (8 weeks)

Watercolour: The Telling Portrait

Wed 1:00 - 4:00 pm
Starts April 27

[Victoria LeBlanc](#)

Watercolour is a natural medium for expressive portraiture. Mood and personality are revealed through the loose flow of wet-on-wet, the play between drawing and watercolour, as well as dry brush techniques, colour choice, scale and background. Course includes review of facial features. Source materials: models, photographs, and personal photos. Prerequisite: some watercolour and portrait studies.

\$300 + materials (8 weeks)

Watercolour and the City

Mon. 9:00 am - 12:00 pm
Starts April 25

[John Player](#)

NEW

Watercolor is a favorite medium for quick sketching while walking and traveling. With this in mind, the class will focus on cityscapes, the built environment, streets, architectural details and more open spaces such as squares and parks. You will do quick sketches and projects that go further into depth and richness of color. You will create special atmospheres through the fluidity and transparency of the medium. Prerequisite: one session of watercolour.

\$255 + materials (8 weeks)

Watercolour and Ink

Tue. 6:30 - 9:30 pm
Starts April 26

[Michael Merrill](#)

This course is inspired by multiple subjects such as still life, landscapes and the figure to go further in this exploration of two fluid mediums used in partnership. From traditional line and wash to a more contemporary vision, you will combine luminous colour with intense black ink. Experiment with a range of watery effects on various paper surfaces with watercolour, black, and coloured inks. Prerequisite: two sessions of watercolour.

\$255 + materials (8 weeks)

Painting • In Person

Intro to Acrylic Painting

Sat. 1:30 - 4:30 pm
Starts April 30

[Corina Kennedy](#)

This introduction to the acrylic medium offers step-by-step instruction for beginners. Basic tools and techniques will be covered: paint selection, brushes, preparation of paper, and canvas. Various subjects are included, with emphasis on composition and effective use of colour. No prerequisite.

\$255 + materials (8 weeks)

Acrylic Painting: Signs of Spring

Mon. 6:30 - 9:30 pm
Starts April 25

[Robert Wiseman](#)

Window views, budding and blossoming plants, trees, houses, and gardens provide inspiration and subject matter for this spring session. Refresh your creativity while continuing to improve skills with colour, composition, and acrylic techniques. Prerequisite: one session of painting.

\$255 + materials (8 weeks)

Intro to Oil Painting

Thur. 9:00 am - 12:00 pm
Starts April 28

[Claudia Baltazar](#)

This introduction guides students through the first steps in oil painting as a unique medium. Learn colour mixing, the basics of composition, and how to develop a painting from start to finish. Class is based on demonstration and one-on-one instruction.

\$255 + materials (8 weeks)

Painting from the Imagination

Wed. 6:30 - 9:30 pm
Starts April 27

[Madeleine Mayo](#)

NEW

Put your fertile imagination to good use in painting. Let yourself be animated by unusual shapes, colors and textures. Create without reference to the real world, without judgment and with a lot of fun! Exercises will be geared to develop your creativity and find your own touch and color palette. No prerequisite.

\$255 + materials (8 weeks)

The Painted Landscape II

Thur. 6:30 - 9:30
Starts April 28

[Robert Wiseman](#)

NEW

This course is designed to take you further in painted representation of landscapes. Develop your personal style, your gestures, your palette and be able to focus on the type of landscape you wish to explore through personalized coaching. Technical presentations on particular atmospheres, night landscapes, reflections and atypical points of view will be presented, among others. Group critiques will allow you to evolve through constructive feedback and critical thinking skills. Oil or acrylic. Prerequisite: two sessions of painting.

\$255 + materials (8 weeks)

Mixed Media • In Person

Creative Approaches to Life Drawing

Thur. 1:00 - 4:00 pm
Starts April 28

[Claudia Baltazar](#)

NEW

Explore a variety of mediums such as collage, ink, charcoal, pastels and their possibilities in juxtaposition, using colored paper, paper prepared with Gesso and painted backgrounds. You will explore the subject in new ways, allowing you to express your mood and emotions. The course will also focus on body proportions and structure as well as gestures. Includes live model sessions. Prerequisite: one session in figure drawing.

\$300 + materials (8 weeks)

Visual Language - a Demystification

Sat. 10:00 am - 1:00 pm
Starts April 30

[Naghmeh Sharifi](#)

NEW

If you want to be creative, take your ideas and turn them into a complete work of art, this course will suit you perfectly. Every week, notions of visual language such as composition and colour, as well as mediums such as collage and working with found images, etc. will be presented and practical exercises will be offered. In addition, a personalized approach will allow you to interact with the teacher and apply the concepts to your own ideas or sketches and turn them into a finished artwork. Materials are provided, allowing you to explore multiple mediums, all you need is your ideas and your desire to learn. No prerequisite.

\$255 + \$40 materials (8 weeks)



Self-Portraits – Mapping the self

Sun. 10:00 am - 1:00 pm

[Caroline Boileau](#)

Starts April 24

This course will allow students to explore the practice of self-portraiture in conventional and unconventional ways using both drawing and painting techniques. The practice of self-portraiture will be used as a way of mapping the self, using an exploratory approach to drawing and painting that attempts to answer the question: who am I? In-class exercises are designed to broaden these concepts which can then be pursued at home. Contemporary works of art are presented each week to fuel inspiration and encourage group discussions. No prerequisite.

\$255 + materials (8 weeks)

Displaced Readings

Sun. 2:00 - 5:00 pm

[Caroline Boileau](#)

Starts April 24

In this course, students will be invited to transform a found book into an art object using a variety of drawing, collage, and wash techniques. To create this hybrid artwork students will be guided through the process with classroom exercises, critiques of the work in progress and presentations about contemporary drawing practices. The objective of this course, which is both challenging and fun, is to end the session with a completed stand-alone artwork! Prerequisite: two sessions of drawing, watercolour or painting classes.

\$255 + materials (8 weeks)

Washi Collage and Black Ink

Wed. 9:00 - 12:00 pm

[Danielle Shatz](#)

Starts April 27

The interplay of black ink and Washi offer so many exciting possibilities! An interesting variety of neutral-coloured Washi papers will be used in combination with a number of collage and ink techniques. The collage elements will be explored through cutouts, crumpling and tearing. Black ink will be applied both as drawing (line) and painting (wash) mediums. Our formats will be kept small which will enable us to try out different approaches and starting points. Open to all levels.

\$255 + \$60 materials (8 weeks)

Intro to Pattern Weaving

Tue. 9:00 am - 12:00 pm

[Jessica Brouder](#)

Starts May 3

NEW

Learn to build your own frame loom, as well as learning plain weave, variations of twill (i.e. herringbone), twining and soumak techniques. You will go through setting up (warping) a loom as well as several ways to finish a weaving. You will be encouraged to experiment with different yarns and pattern combinations to make functional objects such as coasters, bookmarks or placemats. You will be introduced to contemporary weavers' practices for inspiration throughout the course. For beginners. Some materials included.

\$235 + \$35 materials (7 weeks)

Intro to Tapestry Weaving

Wed. 6:30 - 9:30 pm

[Jessica Brouder](#)

Starts May 4

NEW

This course is an introduction to tapestry as a form of visual art making. You will be introduced to historical tapestry weaving as well as the exciting practices of artists working with tapestry today. Students are encouraged to develop a personal project and will be guided through the building of a frame loom, setting up the loom (warping), weaving using various colour joining techniques such as hatching and slits, experimenting with colour mixing as well as how to complete and display the weaving. For beginners. Some materials included.

\$235 + \$35 materials (7 weeks)

Intro to Appliqué and Embroidery

Tue. 1:00 - 4:00 pm

[Jessica Brouder](#)

Starts May 3

NEW

With a focus on upcycling materials, you will be introduced to basic appliqué and embroidery techniques with the goal of building a wall-based textile landscape scene. Participants are invited to bring along old clothing and any scraps of fabric, yarn and plastics lying around at home. This course aims to explore the potential of recycling, transforming detritus into a cohesive image. For inspiration we will discuss colour, composition and texture while looking at historical and contemporary artwork employing these techniques. For beginners. Some materials included.

\$235 + \$35 materials (7 weeks)



Photo: Zoe Compton

Independent Studies

Are you an advanced student preparing for an exhibition, portfolio, or application? Would you like to further develop your work and discover new artistic directions? The independent studies program may be a perfect fit for you.

One-On-One Meetings with a Teacher (Online or in-person)

Includes one-on-one critique sessions of 1 hour with one of our teachers. Discuss your objectives with a professional artist, receive feedback, and assemble a unified body of work. Register for a 5 session bundle or sign up for one session at a time.

How to Register

Steps to follow

1. Call us to discuss your goals with the Director of Fine Arts
2. You will be matched with one of our teachers
3. Next, register over the phone
4. Finally, book meetings directly with the teacher

1 Session: \$ 85

5 Session Bundle (sessions must be completed in one semester): \$ 400

Workshops • In Person

Drawing as Meditation

Sun. Apr. 24, 10:00 am - 4:00 pm [Corina Kennedy](#)

This workshop will explore how meditation techniques can be adapted to one's drawing practice. Through guided exercises we will explore concepts of awareness, attention, and close looking. We will explore the parallels between breathwork, mantras, repetition and mark-making. All drawing materials and skill levels are welcome.

\$ 95 + materials

Intensive Ink Drawing Workshop

Sun. May 1st, 10:00 am - 4:00 pm [Naghmeh Sharifi](#)

NEW

This intensive workshop will focus on China ink and the various wet ink drawing techniques. Starting with washes and gradients, you will then move on to techniques that require less dilution to create more detailed imagery. After several demonstrations and individual practice, you will apply the learned methods to paint a step by step foggy landscape that is rich in depth and atmospheric perspective.

\$95 + materials

Monoblock Printmaking

Sun. May 8, 10:00 am - 4:00 pm [Melanie Matthews](#)

In this one-day workshop, we will cover the dynamic and free-spirited approaches to printmaking without a printing press. We will investigate multiple techniques using provided supplies and materials. Transform your workspace into a lively and colourful printmaking studio. All steps and practices are carefully explained and demonstrated in a warm and supportive environment. Create a lot of new work and expand your art making vocabulary while having a wonderful time. Students will be provided with a small kit to take home.

\$95 + \$60 materials

Spinning Paper Threads

Sun. May 15, 10:00 am - 4:00 pm [Mylène Boisvert](#)

Learn traditional and creative techniques for turning paper into thread. Discover Mylène Boisvert's approach to various methods of spinning paper: one by hand, without tools and the second inspired by a Japanese technique requiring the use of a spindle. Explorations will include various Japanese and other natural fibre papers. You will leave with a variety of hand-made threads to be incorporated into your own artwork.

\$95 + \$20 materials

Plein Air Painting

Sat. & Sun., May 28 and 29*

[Robert Wiseman](#)

10:00 am - 4:00 pm

This two-day outdoor painting experience, in the lively Lachine canal area, begins with thumbnails and small paint-sketches, progressing, if desired, to a more sustained painting. We will address the challenges of working on the spot: editing out unnecessary detail, simplifying colour and value, keeping the painting alive and vibrant. You will need a folding chair, portable easel or other support, and a minimalist paint kit. All mediums welcome: oil, acrylic, watercolour. Prerequisite: one session of painting. *Rain dates : June 4 and 5

\$160 + materials

Painting as Meditation

Sun. May 29, 10:00 am - 4:00 pm [Madeleine Mayo](#)

NEW

This workshop will look at how meditation techniques can be adapted to one's painting practice. Through guided exercise, explore concepts of awareness, attention, and close looking, and also explore the painting medium, letting the colours, textures and fluidity bring our mind elsewhere. All painting materials and skill levels are welcome.

\$95 + materials

Grisaille* Portrait Painting

From Mon. June 20 to Thur. June 23 [Gianni Giuliano](#)
10:00 am - 4:00 pm

This intensive four-day workshop will allow you to complete a portrait from the preparatory sketch to the final product, on canvas, using acrylic or oil painting. Several technical and historical aspects will be discussed including composition, anatomy, but also the presentation of important grisaille artworks from the world of visual arts. Prerequisite: One portrait course and one painting course. *Monochrome paint in gray shades.

\$400 + materials

Acrylic Gold Leaf

Sun. Jun. 5, 10:00 am - 4:00 pm [Melanie Matthews](#)

In this one-day workshop we will explore the sublime use of gold in painting. From the ancient and magical Japanese application of Rinpa to contemporary uses, we will learn not only how to create your own simulated metallic leaves but how to beautifully incorporate them in your artwork. We will create several small works, all materials supplied. Students will be provided with a small kit to take home.

\$95 + \$60 materials

Felted Picture Making

Sun. June, 12 10:00 am - 4:00 pm [Jessica Brouder](#)

During this one day workshop, experiment with both needle and wet felting techniques to make a felted wall-hanging. Participants will be asked to bring along an idea, a drawing or an image for inspiration - figurative, abstract or pattern. Discover the process of planning, then making felt by mixing colours and finally preparing the work for installation. For beginners. Some materials included.

\$95 + \$25 materials



Photo: VAC

Drawing I

Tue. 1:00 - 3:00 pm [Nagmeh Sharifi](#)
Starts April 26

If you've always wanted to draw, here's an excellent way to begin. Work in a relaxed atmosphere as you develop the basic skills of observational drawing and discover the magic and pleasure of drawing what you see. The fundamentals of light and shade, line, form, and composition will be introduced, using materials such as pencil, ink, charcoal, and Conté. Subjects include still life, live models, and nature studies. No prerequisite.

\$255 + materials (8 weeks)

The Natural Way To Draw

Thur. 9:00 - 11:00 [Konstantinos Meramveliotakis](#)
Starts April 28

Learn how to learn how to draw! Referencing K. Nicolaides' remarkable plan for art study "The Natural Way To Draw", you will be guided through the drawing experiences in such a way that will help you see your subjects with increased awareness while developing fine motor skills. You will practice drawing through the lens of close observation of the subjects that interest you most and as an exploration of yourself and your environment. The course is suited to all students who are curious about new creative approaches, regardless of skill level. No prerequisite.

\$255 + materials (8 weeks)

Drawing in Colour

Wed. 6:30 - 8:30 pm [John Player](#)
Starts April 27

Take your drawing to a new level with the inclusion of coloured media such as Conté on coloured paper, coloured pencil, ink, and pastel. Focus on harmony and unity of expression through the development of effective colour choices and individual palette; subjects to include plants, landscape, natural elements, abstraction, and the figure. Prerequisite: One drawing course.

\$255 + materials (8 weeks)

Abstraction - Towards a Personal Statement

Thur. 1:00 - 3:30 pm [Pat Walsh](#)
Starts April 28

NEW

This course explores a wide variety of approaches to discovering personal expression and style within the limitless possibilities of abstraction. Using the medium of your choice (watercolour, soft pastel, acrylic, ink, etc.), we will investigate issues such as working with personal imagery, creating mood and atmosphere, developing our individual colour palette, and looking at the inspiring play between abstraction and the world around us. We will also experiment with the tactile properties of our medium with projects such as mixed media, collage, and non-traditional mark-making techniques. Prerequisite: two drawing or two painting courses.

\$300 + materials (8 weeks)

Figure Drawing with Pen, Brush, and Ink

Fri. 10:00 am - 12:00 pm
Starts April 29

[Helena Martin Franco](#)

This course is designed for anyone attracted to the boldness of black ink with its rich tonalities and expressiveness of line and wash. Live models provide the subject for wet-on-wet, interpretive figure drawing and more structured studies of light, contrast, and volume. Prerequisite: one session of figure drawing.

\$300 + materials (8 weeks)

Watercolour I

Sun. 1:00 - 3:00 pm
Starts April 24

[Leona Heilig](#)

Thur. 6:00 - 8:00 pm
Starts April 28

[Nathalie St-Pierre](#)

Get acquainted with your paints, paper, and brushes in this introduction to the art of watercolour. Instruction covers wash and glaze techniques, wet-on-wet, dry brush, and use of the white of the paper to establish luminosity. Learn the basics of colour mixing and composition while developing your expressive painting style. Weekly projects include still life, landscape, abstraction, and live models. For beginners.

\$255 + materials (8 weeks)

Watercolour Landscape

Mon. 10:00 am - 12:00 pm
Starts April 25

[Dominique Gagnon](#)

The watercolour medium is intrinsically suited to naturalistic representation; clouds, atmosphere, horizon line, distant land or trees, and watery reflections. An introduction to cultural and aesthetic motivations in landscape painting provides a stepping stone to personal work. Techniques such as wash and glaze techniques, wet-on-wet, masking fluid, dry brush and more will also be reviewed. Prerequisite: two sessions of watercolour

\$195 + materials (6 weeks)

Watercolour Still-Life Strategies

Mon. 6:30 - 8:30 pm
Starts April 25

[Leona Heilig](#)

This course tackles the still-life subject, with a focus on watercolour techniques: creating light and space with wash, developing colour harmonies, and dealing with backgrounds. Multiple studies will explore drawing, perspective, and compositional possibilities, leading to more fully developed finished paintings. Prerequisite: one session of watercolour.

\$255 + materials (8 weeks)

Watercolour Wildflowers

Tue. 1:00 - 3:00 pm
Starts April 26

[Lorna Mulligan](#)

Wed. 9:00 - 11:00 am
Starts April 27

[Lorna Mulligan](#)

Spring is the perfect time to explore nature by painting our indigenous plants and flowers in watercolour. We'll learn about colour harmonies and organic brush movement through delicate botanical studies, followed by gestural paintings of blossoms bursting with joyous colour. With this examination of wildflowers, we'll even expand our knowledge about specific plant species! Prerequisite: two sessions of watercolour.

\$130 + materials (4 weeks)

Watercolour: Language of Colour

Tue. 6:30 - 8:30 pm
Starts April 26

[Elisabeth Galante](#)

Wed. 1:00 - 3:00 pm
Starts April 27

[Elisabeth Galante](#)

A new colour course proposes a series of watercolour explorations: navigating the palette, strong contrasts and quiet harmonies of tone and hue, and the notion of lively, "conversational colour". Class studies and experiments will help you develop a more felt and intuitive colour language in your work. Prerequisite: two sessions of watercolour.

\$255 + materials (8 weeks)

Chinese Brush Painting I

Thur. 1:00 - 3:00 pm
Starts April 28

[Mei Zhi](#)

Discover the aesthetics and techniques of this traditional art; learn bamboo brush handling, colour mixing, composition, and how to grind ink on a stone. You will practise painting birds, flowers, and landscape subjects, balancing spontaneous brush work with a practised and centred technique. No experience necessary.

\$255 + materials (8 weeks)

Chinese Brush Painting II

Tue. 1:00 - 3:00 pm
Starts April 26

[Mei Zhi](#)

This second level class goes further with the practice of Chinese landscape painting, as well as traditional nature subjects, such as birds, flowers, fish, etc. Handling of bamboo brushes and the use of ink and colour are the basis of instruction, with examples and instructor demos for inspiration. Development of personal style is also emphasized, as you progress. Prerequisite: two sessions of Chinese painting.

\$255 + materials (8 weeks)

Intro to Painting (Oil or Acrylic)

Thur. 1:00 - 3:00 pm

[Gianni Giuliano](#)

Starts April 28

No experience necessary to begin painting in your choice of oil or acrylic; tools and techniques are covered for both. Discover the basics of colour mixing and brushwork and learn the steps of composing and completing a painting. A variety of subjects are explored in both abstract and representational styles.

\$255 + materials (8 weeks)

Painting: Focus on Colour

Tues. 9:00 - 11:00 am

[Konstantinos Meramveliotakis](#)

Starts April 26

A painting course with a special focus on colour tackles a variety of subjects - still life, landscape, abstraction - with the goal of effective colour harmony and contrast. Selecting and mixing of colour families, the colour dynamic of "push-pull", successful background choices, and development of a personal palette will be addressed. Acrylic, gouache. Prerequisite: one session of painting.

\$255 + materials (8 weeks)

Abstraction: A Personal Language

Thur. 6:30 - 8:30 pm

[Corina Kennedy](#)

Starts April 28

This course is designed to help students discover new creative directions in abstract painting. You will work with expressive colour harmonies and contrasts while evolving your own imagery and painting style. Compositional ideas and the expressiveness of mark-making and gesture will be emphasized. Acrylic. Prerequisite: two courses of painting.

\$255 + materials (8 weeks)

Personal Projects: Choice of Medium

Mon. 9:30 am - 12:00 pm

[Michael Merrill](#)

12:30 - 3:00 pm

Starts April 25

This course is designed for artists who seek a sense of community with other artists, along with motivation from an instructor. Topics such as subject matter, composition, colour mixing, and the nature of your chosen paint medium will be highlighted with demos and discussion. Slide presentations and personalized feedback will stimulate your studio work and address your individual concerns. Prerequisite: two sessions of painting or drawing. Any medium.

\$425 + materials (8 weeks)

Digital Photography I

Tue. 7:00 - 9:00 pm

[Francis Macchiagodena](#)

Starts April 26

This beginner's class approaches photography as an art practice and gives you the tools to make more personal and interesting images. Basic techniques (exposure, focus, lighting) and an understanding of your digital camera will be taught hand-in-hand with the expressive side of the medium. Course includes creative assignments and an introduction to historical and contemporary photo-based artists.

\$255 + materials (8 weeks)

3D digital modeling • Workshop

Sat. April 30 & Sun. May 1

[John-Elio Reitman](#)

9:30 am - 12:30 pm

This workshop will introduce concepts in digital modeling, and expand on different uses of 3-dimensional drawing and sculpting in contemporary art. Participants will learn how to design a custom object in online software, and have these projects realized by a 3D printing service. The software is free, easy to understand, and accessible to all who participate. No experience necessary!

\$95 + 3D printing cost.





Spring • Jewellery

Photo: Matt Ayotte

Programme Director: Cynthia Hawkes

One of the only Montreal venues for jewellery study outside of a degree program, the department offers instruction in jewellery construction, forming, and wax techniques, using sterling silver and other materials. Original design and creativity is also emphasized.

Jewellery Fundamentals

Mon. 6:00 - 9:00 pm [Malika Rousseau](#)
Starts April 25
Wed. 7:00 - 10:00 pm [Kyung Sun Lim](#)
Starts April 27
Thur. 1:00 - 4:00 pm [Cynthia Hawkes](#)
Starts April 28
Sat. 1:30 - 4:30 pm [Cynthia Hawkes](#)
Starts April 30

This introduction to basic metal construction allows you to evolve your skills over time. You will learn to saw, file, form, solder, and produce several sterling silver pieces during the session. Make a simple ring, chain, earrings, or pendant; returning students may progress to stone setting or projects in lost wax technique. Materials may be purchased from the instructor (tools provided). Two to three projects can be completed in one semester. No experience necessary.

\$295 + materials (8 weeks)

Personal Projects in Jewellery

Tue. 6:00 - 9:00 pm [Malika Rousseau](#)
Starts April 26

Continue your jewellery training by working on personal projects of your own design. Projects of varying complexity may be carried out, according to skill level and experience. Instruction includes individual guidance at each step. Materials may be purchased from the instructor (tools provided). Prerequisite: one session of Jewellery Fundamentals.

\$295 + materials (8 weeks)

Earrings in a Day

Sun. May 15, 11:00 am - 3:00 pm [Cynthia Hawkes](#)

Design and produce an original pair of silver or brass earrings using wire and sheet metal. Learn basic jewellery techniques: cutting, filing, and use of the torch. No experience necessary.

\$70 + \$20 materials

RÉSEAU
ART
ACTUEL

reseauartactuel.org



Spring • Ceramics

Photo: Matt Ayotte

Programme Director: Élise Provencher

The VAC started as a clay guild over 75 years ago and our ceramics tradition continues to thrive. The department offers a unique learning experience in our large studio, equipped with thirteen wheels, five electric kilns, a laboratory for preparation of glazes and our skilled technicians. Teaching focuses on technical expertise—mastering the wheel, use of glazes, etc.—but also encourages students to explore the expanding boundaries of contemporary ceramic art. The additional fee for materials covers: one bag of clay, glazes, stains, and engobes, as well as firings. Students are expected to bring their own tools. Open studios are available outside of class hours for students to come and practice and are included in the material fee. Due to Covid19, students now have to register to the open studio sessions for a control of the number of persons in the space.

Introduction to Pottery on the Wheel

Sat. 9:30 am - 12:30 pm

[Sara Sadawi](#)

Starts April 30

Learn everything a beginner should know about fundamental wheel-throwing techniques. You will see how to manipulate clay and be guided to realize your first cups and bowls on the wheel. Surface treatment and decorative techniques are explored and explained. Course includes demonstrations of throwing, trimming and glazing.

\$275 + \$55 materials (8 weeks)

Pottery on the Wheel

Tue. 9:30 am - 12:30 pm

[Colleen Dwyer-Meloche](#)

Starts April 26

Wed. 9:30 am - 12:30 pm

[Colleen Dwyer-Meloche](#)

Starts April 27

Thur. 9:30 am - 12:30 pm

[Phil Dutton](#)

Starts April 28

Thur. 1:30 - 4:30 pm

[Mérida Anderson](#)

Starts April 28

Fri. 9:30 am - 12:30 pm

[Phil Dutton](#)

Starts April 29

Learn fundamental wheel-throwing techniques for both functional and sculptural pottery, from bowls and cups to teapots and decorative forms. Surface treatment and decorative techniques are explored and explained. Course includes demonstrations, theory, and critiques of individual work. All levels, beginners welcome.

\$275 + \$55 materials (8 weeks)

Hand-building

Mon. 6:00 - 9:00 pm

[Shenice Lafortune](#)

Starts April 25

Learn the techniques of hand-building with clay. Beginners will get acquainted with pinched pots, coiling, slab-building, and hollowing. More advanced students will concentrate on personal projects according to their needs making functional or sculptural pieces. Decorative and pictorial techniques will also be taught, using engobes, glazes, and pigments. Students will be encouraged to develop their creativity. All levels welcome.

\$275 + \$55 materials (8 weeks)

Hand-building Intermediate

Mon. 9:30 am - 12:30 pm

[Eva Lapka](#)

Starts April 25

Explore the creative possibilities of hand building with clay. The techniques of pinched pot, coils, slabs and sculpture will be combined in the creation of personal works of a functional or sculptural nature. Decorative techniques will be exploited through the use of engobes, glazes and pigments to guide the student towards a finish that reflects his own signature. Prerequisite : two handbuilding classes or previous experience with clay.

\$275 + \$55 materials (8 weeks)

Advanced Throwing

Thur. 6:00 - 9:00 pm
Starts April 28

[Mérida Anderson](#)

Improve throwing skills and create more complex forms by altering, cutting, joining, and incorporating hand-built elements into your pieces. Surface treatments will include raw clay approaches such as texturing and various methods of engobe and stain application as well as overlapping and resist techniques with glazes. Emphasis placed on a personal approach to surface and form. Prerequisite: two sessions of throwing.

\$275 + \$55 materials (8 weeks)

Ceramics and Creativity

Wed. 6:00 - 9:00 pm
Starts April 27

[Jennifer Wicks](#)

This course is intended for ceramists who already have a foundation in throwing and handbuilding and who wish to develop creativity in their practice. The teacher will guide you through the technical aspects of the production of your piece, while addressing the stylistic trends of ceramics in the history of design. The main objective of this course is to help students place their work within a broader discourse of ceramic creativity. Through one-on-one feedback with the teacher, students are encouraged to explore methods of generating ideas and techniques for problem solving, both technically and aesthetically. Prerequisite: two sessions of throwing and/or handbuilding.

\$275 + \$55 materials (8 weeks)

Workshops

Image Transfer on Clay

Sat. and Sun., May 7 & 8
9:30 am - 4:30 pm

[Marianne Chénard](#)

In this weekend workshop, explore the possibilities of ceramic decors with specialist artist Marianne Chénard. The workshop teaches various techniques of image transfer on clay slabs, from home made stamps and inks to linocuts with home made inks. Materials and firings included, bring your pottery tools! All levels welcome.

\$200 + \$30 materials

Nerikomi

Sat. May 14
10:00 am - 1:00 pm & 2:00 - 5:00 pm

[Marina Lespérance-Lopez](#)

Learn the basics of nerikomi with expert artist Marina Lespérance Lopez. Originally from Japan, nerikomi (or neriage) consists of mixing colored clays to create marbled clay or patterns directly in the material. Come and experiment with this unique and highly colorful decorating technique in a one-day workshop. Coloured clays and firings included. Intermediate level.

\$120 + \$35 materials

Intensive Wheel Workshop

Sep. 12 to 16, Mon. to Fri.
9:30 am - 4:30 pm

[Loriane Thibodeau](#)

What about a whole week of ceramics as a little vacation? Join this small group to develop a body of work in a friendly environment. Practice your wheel-throwing techniques for both functional and sculptural pottery, from bowls and cups to teapots and decorative forms in this intensive workshop formula. Course includes one open studio in the fall session to glaze your pieces. Prerequisite: one course of wheel throwing.

\$450 + \$70 materials (5 days)

Open Studio in Ceramics

Mon. 1:30 - 4:30 pm
Tues. 1:30 - 4:30 pm
Wed. 1:30 - 4:30 pm
Fri. 1:30 - 4:30 pm
Fri. 5:30 - 8:30 pm
Sat. 1:30 - 4:30 pm

To participate in open studio time, students are required to reserve their time slot (3h) by phone at (514) 488-9558.



Photo: Marianne Chénard



Spring • Youth

Programme Director: Marie-Renée Vial

Photo: VAC

The VAC offers exciting hands-on learning, introducing children to the joy of creating art. The fundamentals of drawing, painting, sculpture, and printmaking are taught through the exploration of a wide range of art materials and techniques. Working with an exceptional faculty of teachers (all practicing art educators), students create original artworks, giving form to their ideas and feelings about themselves and the world around them. New projects are introduced each semester. The sense of personal satisfaction gained through self-expression early on in life builds self-esteem, critical thinking skills, and establishes a positive and lasting experience in the world of art.

Awakening the senses (3-5 yrs)

Parent / child workshop

Sun. 9:00 am - 11:00 am
Starts April 24

[Jhenale Beauvoir](#)

NEW

Discover a space where you can work together as a family in a creative way. Each week a fun theme brings us together in various art explorations. The studio will be divided into three distinct stations: a space for working in three dimensions, another allowing pictorial discoveries (2D) and finally a space recruiting the other senses. Participants are free to spend the time they want in the different stations. In addition, the snack time (not included) will be a great opportunity for discussion with other parents. Price is for one adult and one child.

\$210 + \$30 materials (6 weeks)

Little Studio (4-5 yrs)

Sat. 10:00 am - 12:00 pm
Starts April 30

[Jennifer Jones](#)

Art offers an enriching experience that stimulates curiosity, experimentation, and creativity in young children. Painting, assembling and collaging provide many opportunities to enhance and stimulate the imagination. Creating and playing with gouache, watercolour, clay, and construction materials builds confidence in self-expression.

\$190 + \$30 materials (8 weeks)

Adventure in Art (6-8 yrs)

Sat. 10:00 am - 12:00 pm
Sat. 1:00 - 3:00 pm
Starts April 30

[Vicky Ayotte](#)
[Jennifer Jones](#)

A spirit of adventure, exploration, and experimentation guides this multimedia class, where students learn fundamental skills to create both two- and three-dimensional art projects. Students will have the opportunity to work in a wide variety of media, which may include clay, plaster, acrylic paint, printmaking, watercolour, ink, and charcoal, to name but a few. They will be encouraged to develop imagination and creativity while gaining confidence in their own self-expression.

\$190 + \$30 materials (8 weeks)

Contemporary Drawing (9-12 yrs)

Tues. 4:30 - 6:30 pm
Starts April 26

[Haxel Thexton](#)

This course will help to develop a strong foundation of drawing skills and techniques through contemporary and popular culture approaches. Students will be introduced to the basics of line, shading, form rendering, perspective, and composition. Working from both imagination and still life, students will be encouraged to explore their creativity and personal styles. Experimentation with a variety of media will be introduced, including ink, pencil, charcoal, gouache, watercolour, and different drawing surfaces.

\$190 + \$30 materials (8 weeks)

Drawing, Painting and Sculpture (9-12 yrs)

Sat. 1:00 - 3:00 pm
Starts April 30

[Vicky Ayotte](#)

Sun. 10:00 am - 12:00 pm
Starts April 24

[Zoe Compton](#)

This course enables students to consolidate their art making skills, to sharpen their observation skills, and to experiment with new media. Students will work in both two- and three-dimensional media, which may include clay, plaster, acrylic paint, printmaking, watercolour, ink, pastel, and charcoal. Students are encouraged to develop their imagination, creativity, and their own style of expression.

\$190 + \$30 materials (8 weeks)

Introduction to Ceramics (9-12 yrs)

Sun. 10:00 am - 12:00 pm
Starts April 24

[Noémie Sylvestre](#)

This course offers the opportunity to work creatively in 3D by discovering the possibilities that ceramics offer. The course will have two main components, an introduction to various hand-building techniques and the use of plaster moulds to create objects. You will be guided in the use of glazes and pigments to customize your sculptural projects.

\$190 + \$35 materials (8 weeks)

Spring • Teens

Programme Director: Marie-Renée Vial

Photo: Matt Ayotte

Courses are geared to reflect teen interests in contemporary culture and to develop skills, self-expression, and creative thinking. For students considering an art related career, our courses and Portfolio Programme provide the chance to develop portfolios for admission to CEGEP or university.

Drawing II The Figure and Its Environment (13-17 yrs)

NEW

Wed. 6:30 - 8:30 pm
Starts April 27

[Hazel Thexton](#)

This more advanced drawing course will deepen your knowledge of the human figure, proportions, anatomy, expressiveness and realism. The suggested exercises will also focus on the context in which the human form is integrated, notions of perspective, shadow and light and the relationship between the background and the subject will also be approached. Sessions with live models are included and a wide variety of mediums will be offered. Each of the participants will be encouraged to express their sensitivity and their individual style through personalized comments. Prerequisite: one drawing course.

\$190 + \$75 materials (8 weeks)

Fridays Inspiration (13-17 yrs)

Fri. May 6, 5:00 - 7:00 pm [Vicky Ayotte & Kyung Sun Lim](#)
Fri. June 3, 5:00 - 7:00 pm [Vicky Ayotte & Kyung Sun Lim](#)

In a relaxed atmosphere, with music and pizza, come spend a few hours at the Centre and be creative. You will have access to two workshops with teachers available to help or inspire you. A more "classic" workshop with all the materials for drawing, painting, collage etc. and a jewelry workshop fully equipped to allow you to learn the basics of metal transformation. Every first Friday of the month, a project will be proposed to you to inspire you, but you can also work on your own creations or subjects of preference.

\$35 per workshop + \$5 material and food

Textile Art (13-17 yrs)

Sun. 1:00 pm - 3:00 pm
Starts April 24

[Zoe Compton](#)

This course will introduce you to weaving on a Loom to make decorative tapestries. From building your own loom, to learning how to weave and finish a completed textile art work. You will experiment with different yarns, colours, and stitches to create textures and forms in your tapestries. You will be introduced to several textile artists to inspire your creativity. Materials included, no experience necessary.

\$190 + \$30 materials (8 weeks)

Introduction to Ceramics (13-17 yrs)

Sun. 1:00 - 3:00 pm
Starts April 24

[Noémie Sylvestre](#)

This teen course offers the opportunity to work creatively in ceramics. The course will have two main components, an introduction to different hand-building techniques and the use of liquid clay in plaster moulds. Functional or sculptural individual projects will be encouraged. You will also have the chance to experiment with glazes and pigments to customize your projects. Enhance your portfolios with 3D components, enjoy the unique experience of working in a fully-equipped ceramics studio, and experiment with this very popular medium! Open studio is not included.

\$190 + \$35 materials (8 weeks)

Portfolio Teen Portfolio Programme (13-17 yrs) [Online or in-person](#)

For students planning to pursue studies in Fine Arts, the Teen Portfolio Programme provides one-on-one mentoring to help create a portfolio for advanced studies. Each teen will be paired with experienced artists/teachers who will guide them in the process of developing a body of work, selecting artwork, laying out the portfolio, and writing an artist statement. Students can register for blocks of 3 sessions. While it can be taken on its own, it is recommended that students undertake the portfolio programme in conjunction with a regular semester course. Each session is 1.5 hours.

3 sessions \$270



Photo: VAC

Sun.	Mon.	Tue.	Wed.	Thur.	Fri.	Sat.
MORNING						
Awakening the senses (3-5)	Watercolour & the City	Intro to Pattern Weaving	Drawing I	Intro to Oil Painting	Pottery on the Wheel	Little Studio (4-5)
Drawing, Painting and Sculpture (9-12)	Hand-building Intermediate	Pottery on the Wheel	Washi Collage	Pottery on the Wheel		Adventure in Art (6-8)
Introduction to Ceramics (9-12)			Pottery on the Wheel			Introduction to Pottery on the Wheel
Self-Portraits Mapping the self						
AFTERNOON						
Drawing, Painting and Sculpture (9-12)	Patel à l'huile	Drawing I	Watercolour I	Elementary Steps Drawing		Drawing, Painting and Sculpture (9-12)
Introduction to Ceramics (13-17)		Intro to Applique & Embroidery	Watercolour: The Telling Portrait	Creative Approaches of Live Drawing		Adventure in Art (6-8)
Textile Art (13-17)		Contemporary Drawing (9-12)		Jewellery Fundamentals		Watercolour II
Displaced Readings				Pottery on the Wheel		Intro to Acrylic Painting
						Visual Language
						Jewellery Fundamentals
EVENING						
	Possibilities in Monochrome	Watercolor I	Drawing (13-17)	Approach to Drawing	Fridays Inspiration (13-17)	
	Acrylic Painting: Signs of Spring	Watercolour & Ink	Drawing Fauna	Watercolour: Portraits		
	Jewellery Fundamentals	Personal Projects: Jewellery	Painting for the Imagination	The Painted Landscape II		
	Hand-building		Intro to Tapestry Weaving	Advanced Throwing		
			Jewellery Fundamentals			
			Ceramics & Creativity			

LEGEND:

CERAMICS

JEWELLERY

FINE ARTS

YOUTH & TEENS

Week at a Glance • Spring • Online

Sun.	Mon.	Tue.	Wed.	Thur.	Fri.	Sat.
MORNING						
	Watercolour Landscape	Painting: Focus on Colour	Watercolour Wildflowers	The Natural Way to draw	Figure Drawing	
	Personal Projects					
AFTERNOON						
Watercolour I	Personal Projects	Drawing I	Watercolour: Language of Colour	Chinese Brush Painting I		
		Watercolour Wildflowers		Intro to Painting		
		Chinese Brush Painting II				
EVENING						
	Watercolour Still-Life	Watercolour: Language of Colour	Drawing in Colour	Abstraction - Towards a PS		
		Digital Photography I		Watercolour I		
				Abstraction: A Personal Language		

LEGEND:

CERAMICS

JEWELLERY

FINE ARTS

YOUTH & TEENS

Summer at the Centre

Drawing I

Mon. & Wed. 6:30 - 9:30 pm
Starts July 4

[Nagmeh Sharifi](#)

If you've always wanted to draw, here's an excellent way to begin. Work in a relaxed atmosphere as you develop the basic skills of observational drawing and discover the magic and pleasure of drawing what you see. The fundamentals of light and shade, line, form, and composition will be introduced, using materials such as pencil, ink, charcoal, or Conté. Subjects include still life, live models, and nature studies.

\$255 + materials (8 classes / 4 weeks)

Drawing II

Mon. & Wed. 6:30 - 9:30 pm
Start July 4

[Michael Merrill](#)

Mon. & Wed. 6:30 - 9:30 pm
Start August 1

[Michael Merrill](#)

Drawing is a rewarding, lifelong activity for anyone. This advanced course encourages the regular practice of sketching and drawing in relation to a variety of subjects: landscapes, still life, models, and abstract imagery. Explore various paper surfaces and drawing materials, including India ink, coloured papers, and pastels. Prerequisite: two sessions of drawing.

\$255 + materials (8 classes / 4 weeks)

Sketching Outdoors

Mon. & Wed. 6:00 - 9:00 pm
Starts July 4

[Nathalie St-Pierre](#)

Surrounded by a rich architectural and natural environment, the Visual Arts Centre will be our meeting point to draw and create a vision of the essence of places. The objectives of this course are to capture the present moment and the expressiveness of forms, light and space in an intimate format, the sketchbook. Each class will begin with the review and study of artistic notions with the drawing medium of your choice. Prerequisite: a drawing course.

*All classes will be held outside, weather permitting.

\$ 255 + materials (8 classes / 4 weeks)

Contemporary and Hybrid Approach to Drawing

Mon. 6:00 - 9:00 pm
Starts July 4

[Yuna Amand](#)

NEW

This course will be inspired by how contemporary artists reflect on current practices of drawing. See how open and borderline approaches to other mediums are often favored. Each class will begin with a presentation on an artist or group of artists working with a specific practice, then explorations related to the approaches presented will be worked on, commented on and shared with the group. (Some materials included.)

\$130 + \$10 materials (4 weeks)

Fine & Applied Arts

Intro to Abstract Painting

Tue. 7:00 - 10:00 pm
Starts July 5

[Corina Kennedy](#)

Have you always wanted to paint, but were perhaps intimidated by painting from a still life or a model? Here is a beginner approach to abstract painting that dives right into expressive colour mixing, brushwork, and composition, helping you create your own images. Acrylic.

\$255 + materials (8 weeks)

Watercolour Landscape

Mon. & Wed 6:00 - 9:00 pm
Starts July 4

[Mary Hayes](#)

The watercolour medium is intrinsically suited to landscape painting, as it lends itself to both the naturalistic and expressive depiction of clouds, atmosphere, horizon line, distant land or trees, and watery reflections. An introduction to cultural and aesthetic motivations in landscape painting provides a stepping stone to personal work. Techniques such as wash and glaze techniques, wet-on-wet, dry brush and more will also be reviewed. Prerequisite: two sessions of watercolour.

\$255 + materials (8 classes / 4 weeks)

Animals and Watercolour

Tues. & Thur. 6:00 - 9:00 pm
Starts July 5

[Annelise Gadoury](#)

This watercolour class will help you develop your skills in painting a variety of animals (birds, squirrels, cats, dogs). You will review the anatomy of birds, felines, and canines to develop imagery that respects the proportions of these animals. Effect of fur, rich colours, and piercing looks are just a few of the aspects that will be covered. Prerequisite: two sessions of watercolour.

\$255 + materials (8 classes / 4 weeks)

Textile papers: Textures and Volumes

Sun. 12:00 - 4:00 pm
Starts July 10

[Mylène Boisvert](#)

This course allows you to explore multiple possibilities of handling white or coloured paper by considering the creative potential of a textile approach to this material. We will study different papers and several techniques allowing us to modify their surfaces either by softening them, stiffening them or by texturing them to create volume. A repertoire of proposed techniques will serve as inspiration for the realization of a work of textile paper in 2D or 3D. Some materials will be provided.

\$175 + \$20 materials (4 weeks)

Possibilities in Monochrome

Tues. & Thur. 6:30 - 9:30 pm [Nagmeh Sharifi](#)
Starts July 5

This drawing course will focus on the endless possibilities of working in monochrome, mastering values by using a limited palette, and exploring mediums such as charcoal, Conté and ink over several weeks. You will learn a variety of techniques for achieving as much depth, perspective, texture, volume, and light in one drawing as possible. Prerequisite: some drawing experience preferred.

\$255 + materials (8 classes / 4 weeks)

Workshops

Outdoor Sketching

Jul. 17, 10:00 am - 4:00 pm [Mary Hayes](#)

Explore outdoor sketching, using various drawing materials for this one day workshop. Instruction includes demonstrations, composition, simplification, and development of a more elaborate drawing. Indoors in case of rain. Prerequisite: one session of drawing. Location: Westmount Park.

\$95 + materials

Plein Air Painting

Aug. 20 & 21, 10:00 am - 4:00 pm [Robert Wiseman](#)

This two-day outdoor painting experience, in the lively Lachine canal area, begins with thumbnails and small paint-sketches, progressing, if desired, to a more sustained painting. We will address the challenges of working on the spot: editing out unnecessary detail, simplifying colour and value, keeping the painting alive and vibrant. You will need a folding chair, portable easel or other support, and a minimalist paint kit. All mediums welcome: oil, acrylic, watercolour. Prerequisites one course of painting.

\$160 + materials

Jewellery

Jewellery Fundamentals

Wed. 7:00 - 10:00 pm [Cynthia Hawkes](#)
Starts July 27

Thur. 1:00 - 4:00 pm [Cynthia Hawkes](#)
Starts July 28

This introduction to basic metal construction allows you to evolve your skills over time. You will learn to saw, file, form, solder, and produce 2 sterling silver pieces during the session. Make a simple ring, earrings, or pendant. Returning students will work on a personal project basis. Materials may be purchased from the instructor (tools provided). No experience necessary.

\$150 + materials (4 weeks)

Drawing I

Tues. & Thur. 10:00 am - 12:00 pm
Starts July 5 [Konstantinos Meramveliotakis](#)

If you've always wanted to draw, here's an excellent way to begin. Work in a relaxed atmosphere as you develop the basic skills of observational drawing and discover the magic and pleasure of drawing what you see. The fundamentals of light and shade, line, form, and composition will be introduced, using materials such as pencil, ink, charcoal, or Conté. Subjects include still life, live models, and nature studies.

\$255+ materials (8 classes/4 weeks)

Introduction to Acrylic Painting

Mon. & Wed. 1:00 - 3:00 pm [John Player](#)
Starts July 4

This introduction to the acrylic medium offers step-by-step instruction for beginners. Basic tools and techniques will be covered: paint selection, brushes, preparation of paper, and canvas. Various subjects are included, with emphasis on composition and effective use of colour. No prerequisite.

\$255 + materials (8 classes / 4 weeks)

Watercolour I

Sun. 1:00 - 3:00 pm [Leona Heilig](#)
Starts July 3

Get acquainted with your paints, paper, and brushes in this introduction to the art of watercolour. Instruction covers wash and glaze techniques, wet-on-wet, dry brush, and use of the white of the paper to establish luminosity. Learn the basics of colour mixing and composition while developing your expressive painting style. Weekly projects include still life, landscape, abstraction, and live models. For beginners.

\$255 + materials (8 weeks)

Creative Approaches in Watercolour

Mon. 7:00 - 9:00 pm [Leona Heilig](#)
Starts July 4

New painting projects each week are designed to connect you with your creativity and open up inspiring ways to engage with the medium. Both realistic and abstract approaches will be explored, as well as inventive and playful ways of combining the two. Prerequisite: one session of watercolour.

\$255 + materials (8 weeks)



Photo: Matt Ayotte

Ceramics

Pottery on the Wheel

Mon. 1:00 - 4:00 pm

[Phil Dutton](#)

Starts July 4

Mon. 6:00 - 9:00 pm

[Phil Dutton](#)

Starts July 4

Wed. 1:00 - 4:00 pm

[TBA](#)

Starts July 6

Wed. 6:00 - 9:00 pm

[Phil Dutton](#)

Starts July 6

Learn fundamental wheel-throwing techniques for both functional and sculptural pottery, from bowls and cups to teapots and decorative forms. Surface treatment and decorative techniques are explored and explained. Course includes demonstrations, theory, and critiques of individual work. All levels; beginners welcome.

\$275 + \$55 materials (8 weeks)

Hand-building

Thur. 6:00 - 9:00 pm

[Shenice Lafortune](#)

Starts July 7

Learn the techniques of hand-building with clay. Beginners will get acquainted with pinched pots, coiling, slab-building, and hollowing. More advanced students will concentrate on personal projects according to their needs making functional or sculptural pieces. Decorative and pictorial techniques will also be taught, using engobes, glazes, and pigments. Students will be encouraged to develop their creativity. All levels welcome.

\$275 + \$55 materials (8 weeks)

Ceramics and creativity

Tues. 6:00 - 9:00 pm

[Jennifer Wicks](#)

Starts July 5

This course is intended for ceramists who already have a foundation in throwing and handbuilding and who wish to develop creativity in their practice. The teacher will guide you through the technical aspects of the production of your piece, while addressing the stylistic trends of ceramics in the history of design. The main objective of this course is to help students place their work within a broader discourse of ceramic creativity. Through one-on-one feedback with the teacher, students are encouraged to explore methods of generating ideas and techniques for problem solving, both technically and aesthetically. Prerequisite: two sessions of throwing and/or handbuilding.

\$275 + \$55 materials (8 weeks)

Open Studio in Ceramics

Tues. & Thur. 1:00 - 4:00 pm • Fri. 5:30 - 8:30 pm

To participate in open studio time, students are required to reserve their time slot (3h) by phone at (514) 488-9558.

The most trusted name in clay.



WE'VE BEEN SERVING POTTERS FOR OVER 40 YEARS AND CARRY EVERYTHING THE POTTER COULD POSSIBLY NEED.

TUCKER'S

POTTERY SUPPLIES INC.

www.tuckerspotttery.com

toll free: 1-800-304-6185

Richmond Hill, Ontario

ORDER ONLINE, BY PHONE OR IN STORE.

Summer Camp 2022

+ Art Courses for Youth and Teens

All In-Person

Fine Arts Day Camp

6-12 year olds

Join us this summer for another creative and inspiring artistic journey! Delve into a wide range of artistic techniques; learn new skills and experiment with a variety of materials. This summer campers will be exploring the theme of **Wilderness**. Every week will be unique and fully creative, inspired by nature, freedom, and space.

Our students are placed in small, bilingual groups, according to their age. This ensures that each child receives individual attention and can be encouraged to advance at their own pace. Activities take place in our fully equipped and air-conditioned studios as well as at Westmount Park, where outdoor games and physical activity complement the afternoon programme.

Summer 2022 Theme:

The Wilderness

Week of	Sub-Theme	Fee
June 27*	Identity	\$230
July 4	The Art of Camouflage	\$285
July 11	The Unknown	
July 18	Dreams	
July 25	The Ephemeral	
August 1st	The Thrills	
August 8	Infinity	
August 15	Wonder	
August 22	Freedom	

* Closed Friday July 1st (Canada Day)

Daily Activities

8:15 to 9 am

Pre- camp activities / Drop-Off

(included in the registration price)

9 am to 12 pm

Workshop with an art teacher

The morning session offers a creative workshop atmosphere in which to explore a variety of art forms that change each week. Some of the techniques and approaches we'll be exploring this summer are collage, print-making, bookmaking, sculpture, assemblage, and large scale artmaking. Experimentation, creativity, and self-expression are encouraged, as well as skill development and an understanding of basic artistic concepts.

12:00 to 12:30 pm

Lunch

12:30 to 4:00 pm

Workshop and activities with art specialised counselor

The afternoon session will include collaborative projects, art games, discovery learning and team-building activities. The emphasis will be on group projects and activities that encourage creativity and cooperation. Part of the afternoon will also include physical activities, given by a teacher specialist, with trips to the park for organized and informal play.

4:00 to 5:30 pm

Pick up (included in the registration price)

Children can be picked up at any time between 4 pm - 5:30 pm. Activities during this time will include: creating bracelets, drawing, beading, and other quiet games.

Youth Courses

Sunny Little Studio (4 - 5 year olds)

Monday to Friday
9:30 am to 11:30 pm

Each week we will create art projects that are bold and inspiring by introducing new themes, bringing creativity and sunshine into the Studio! Students will be introduced to a variety of techniques such as painting, collage, drawing, and mixed media. This course will encourage students to be curious, courageous, and creative. The course will include a snack break with storytelling or simple yoga movements to keep participants engaged and attentive throughout the class.

Summer 2022 Theme: The Wilderness

Week of	Sub-Theme	Fee
June 27*	Nature's Patterns	\$100 + \$20 Materials
July 4	The Imaginary	\$125 + \$25 Materials
July 11	Traces and Footprints	
July 18	Mythical Creatures	
July 25	Complex Shapes	
August 1st	Camouflage	
August 8	The Four Elements	
August 15	Colours and Emotions	

* Closed Friday July 1st (Canada Day)



Teen Courses

Pottery & Sculpture (13 - 17 year olds)

Monday to Friday
10:00 am to 12:00 pm
Sessions are 2 weeks

Unearth the richness of clay! Learn hand-building, sculpture, or pottery on the wheel, as well as various glazing techniques. This beginner course will let students get acquainted with techniques such as pinched pots, coiling, slab-building, or hollowing. Students will be encouraged to develop their creativity and turn their ideas into reality.

Week of	Fee
Session One June 27*	\$200 + \$30 Materials
Session Two July 11	
Session Three July 25	
Session Four August 8	

* Closed Friday July 1 (Canada Day)

Intensive Art Week for Teens (13-17 year olds)

Monday to Friday
10:00 am to 3:30 pm

In the morning sessions, students will discover the creative potential of various drawing and painting techniques, which may include pencil, charcoal, conté, acrylic, and ink. These dynamic workshops will help them develop technical skills and creativity. Projects change weekly. In the afternoons the students will work together in the McClure Gallery to create a unique art installation. Each student, in each group, will provide an important creative contribution to this collaborative project that will take shape over the course of the summer. In addition, participants will take a trip to city Museums and galleries to get inspired and see different types of exhibitions.

Week of	Fee
June 27*	\$220 + \$30 Materials
July 4	
July 11	
July 18	
July 25	
August 1st	
August 8	
August 15	\$275 + \$35 Materials

* Closed Friday July 1 (Canada Day)

Please note: add taxes for teens 15 years and older.

Applied Arts for Teens (15-17 year olds)


Monday to Friday
1:00 pm to 4:00 pm

This summer, learn the basics in applied arts techniques. Also discover artists and designers who made them popular, who thought through form, function and the creative process. Each week is devoted to a specific type of art while allowing you to develop your personal style. Visit our website for a complete description of the weekly workshops.

visualartscentre.ca

Week of	Course	Fee
June 27*	Jewellery Fundamentals (metal)	\$120 + \$20 Materials
July 4	Macrame Fundamentals	\$150 + \$25 Materials
July 11	Weaving Fundamentals	
July 18	Clothing Upcycling	
July 25	Natural Dyeing Pigments	
August 1st	Embroidery Fundamentals	
August 8	Tapestry Fundamentals	
August 15	Jewellery Fundamentals (metal)	

* Closed Friday July 1 (Canada Day)



Week at a Glance • Summer Adults

Sun.	Mon.	Tue.	Wed.	Thur.	Fri.	Sat.
MORNING						
		Drawing I		Drawing I		
AFTERNOON						
Textile Papers	Intro to Acrylic Painting		Intro to Acrylic Painting			
Watercolour I	Pottery on the Wheel		Pottery on the Wheel	Jewellery Fundamentals		
EVENING						
	Drawing I	Intro to Abstract Painting	Drawing I	Animals & Watercolour		
	Drawing II	Animals & Watercolour	Drawing II	Possibilities in Monochrome		
	Sketching Outdoors	Possibilities in Monochrome	Sketching Outdoors	Hand-building		
	Approach to Drawing	Ceramics & Creativity	Watercolour Landscape			
	Watercolour Landscape		Jewellery Fundamentals			
	Creative Approaches		Pottery on the Wheel			
	Pottery on the Wheel					

LEGEND:

CERAMICS

JEWELLERY

FINE ARTS

ONLINE

Week at a Glance

Summer Youth & Teens

Sun.	Mon.	Tue.	Wed.	Thur.	Fri.	Sat.
MORNING						
	Summer Camp	Summer Camp	Summer Camp	Summer Camp	Summer Camp	
	Sunny Little Studio (4-5)	Sunny Little Studio (4-5)	Sunny Little Studio (4-5)	Sunny Little Studio (4-5)	Sunny Little Studio (4-5)	
	Pottery & Sculpture (13-17)	Pottery & Sculpture (13-17)	Pottery & Sculpture (13-17)	Pottery & Sculpture (13-17)	Pottery & Sculpture (13-17)	
	Intensive Art Week (13-17)	Intensive Art Week (13-17)	Intensive Art Week (13-17)	Intensive Art Week (13-17)	Intensive Art Week (13-17)	
AFTERNOON						
	Summer Camp	Summer Camp	Summer Camp	Summer Camp	Summer Camp	
	Intensive Art Week (13-17)	Intensive Art Week (13-17)	Intensive Art Week (13-17)	Intensive Art Week (13-17)	Intensive Art Week (13-17)	
	Applied Arts (15-17)	Applied Arts (15-17)	Applied Arts (15-17)	Applied Arts (15-17)	Applied Arts (15-17)	
EVENING						

LEGEND:

YOUTH

TEENS